



Dexion®

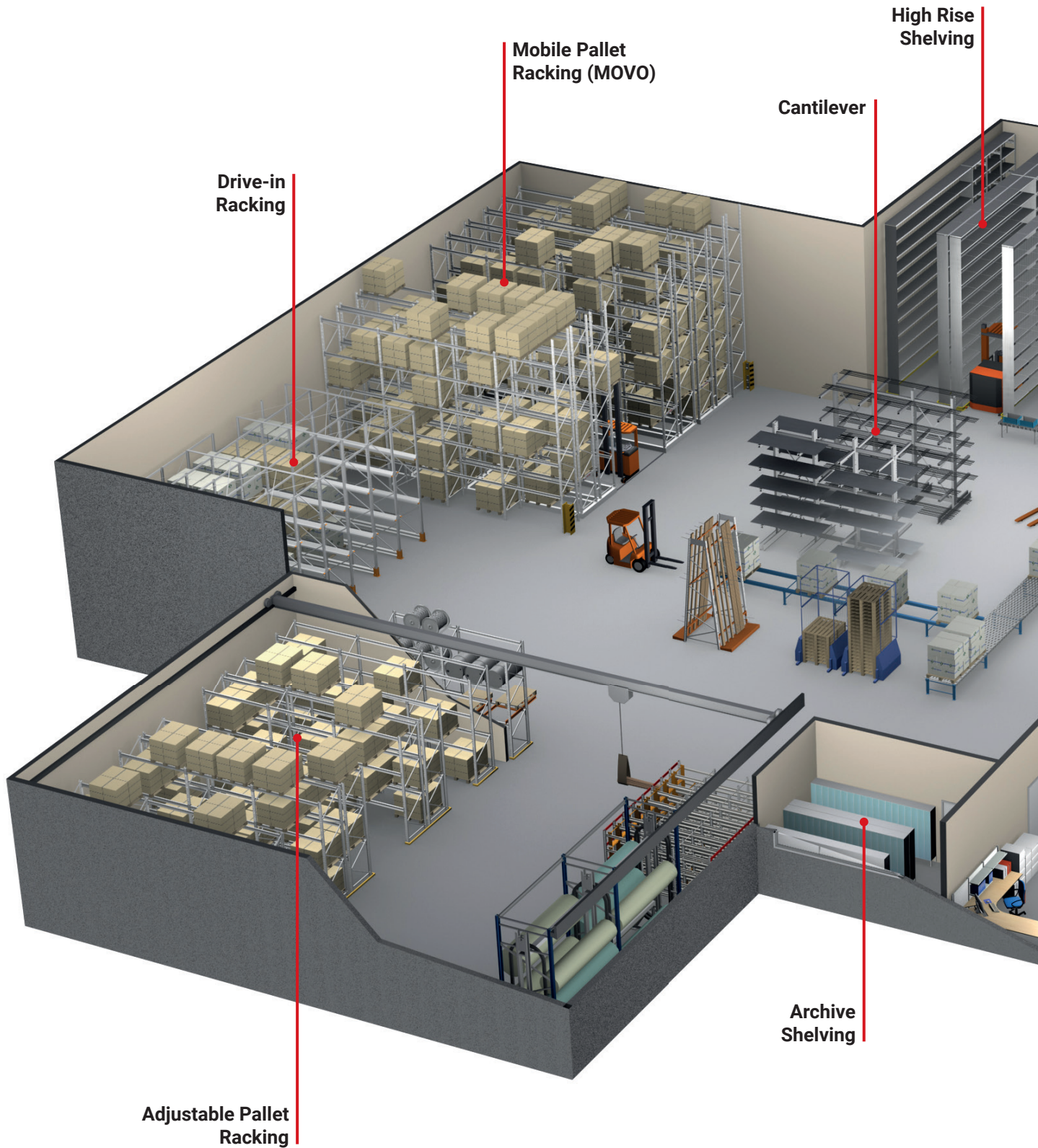
Gonvarri Material Handling

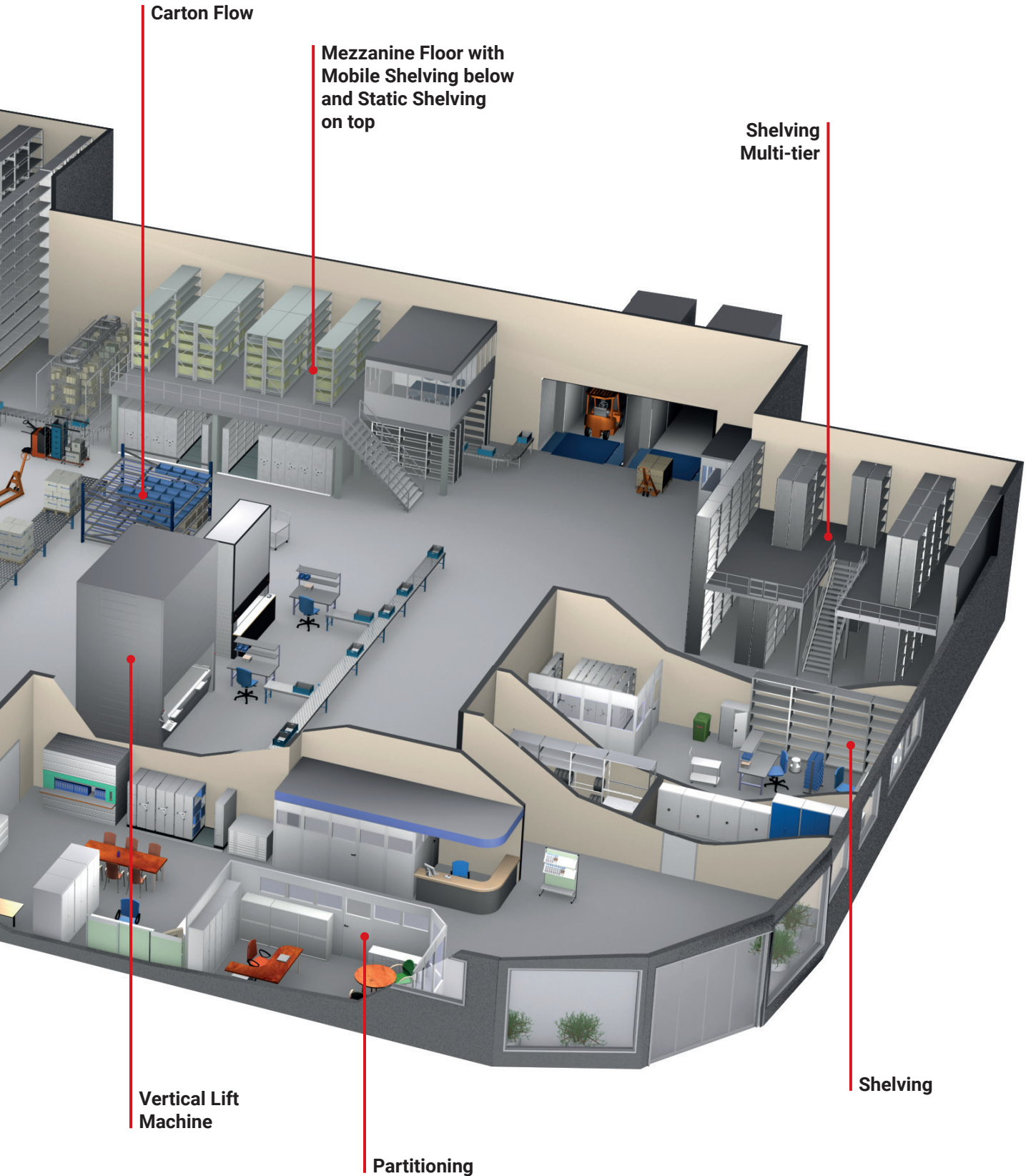
The Dexion company (from the Ancient Greek meaning 'Right') was originally founded by Demetrius Comino. Comino developed the 'Dexion Slotted-Angle' (1947), which introduced the world to adjustable storage and would go on to blaze the trail for Dexion's purpose-built pallet racking and shelving systems.

Today we are one of the world's leading providers of warehouse logistics solutions. Since January 2018, Dexion has been a member of the Gonvarri Material Handling Group, which also includes the leading industrial brands Constructor, Kasten, Stålteknik, Kredit & Kaufmann.



Dexion - for all your warehouse storage solution needs









Hi280 Shelving

The Hi280 Shelving system's applications are vast. You can build it as a traditional shelving system; a high-rise installation, or a multi-tier system. Whether you're operating standalone or manually-served picking, or a large, fully-automated central store.

Hi280 Shelving is a galvanised, flexible and versatile storage system for small-parts handling.



Specifications

Height: 1800 / 2100 / 2300 / 2500 / 3000 mm

Depth: 300 / 400 / 450 / 500 / 600 / 800 mm

Shelf width: 900 / 1000 / 1300 mm

Shelf type: Steel, Mesh or Chipboard

Max bay load: 5 tonnes

Max shelf load: 400 kg (UDL)

Large quantities held in stock for fast turnaround. Contact us for other sizes.



**Watch the Hi280
installation video**



Hi280 Accessories

Our range of optional Hi280 accessories and add-ons allows for additional adaptation for stored goods or for unique physical spaces. Visit our website or contact us to find out about the full range of accessories that are available.

Full Height Dividers

Used to separate stored items & create shelf locations. Various sizes available.

Pull Out Drawers

Suitable for smaller goods. Supported on expansion slides. Drawers can be divided.

Plastic Trays & Bins

Bin Front

Fitted to the front and/or back of a shelf to prevent items falling from the shelf.



Tyre Brackets

Allows the tyre to rest on a larger surface to avoid point loads & flat spots. (2 required per level)

Drawer Nest

For storing small parts. Drawer nests go directly on the Hi280 shelf or guided frame.

Part Height Dividers

Used to sub-divide the shelf into smaller compartments. Various sizes available.

Base Plinth


Fitting at the front, below the first shelf. This prevents items entering the space beneath.

Lockable Doors

Full height lockable doors. Part height doors available - please call for details.

Watch the Hi280
Accessories
installation video





Maxi Bins

Dexion Maxi Bins not only look good but they work hard too. This attractive range of colourful bins can be stacked, free-standing or hung on a louvre panel so they are always close to hand.



LS3 - Longspan Shelving

Longspan shelving is the ideal solution for storing a wide range of bulky goods - from heavy loads, boxes, cartons to tubes or wires.

LS3 maximises storage capacities and provides a suitable solution for any operational demand.



Specifications

Height: 1500 / 2000 / 2500 / 3000 / 4000 / 5000 mm

Depth: 450 / 600 / 750 / 900 / 1000 / 1200 mm

Shelf width: 1200 / 1500 / 1800 / 2400 / 2700 / 3000 mm

Shelf type: Chipboard or Steel

Finish: Pre-galv upright, painted beams available in orange RAL 2001 and grey white RAL 9002

Max bay load: 6900 kg

Max shelf load: 1500 kg

Large quantities held in stock for fast turnaround. Contact us for other sizes.



P90 - Pallet Racking

P90 Pallet Racking easily adapts to your specific warehouse and storage requirements, thanks to a variety of widths, depths and heights. In fact, P90 Racking will fit into any space available, and is suited to all kinds of pallets – whether they be Euro, Chep, disposable or captive pallets, mesh boxes or bins.

The modular, future-proof system adapts perfectly to your particular needs – thanks to different beams, angle supports and shelves and an extensive accessories range.



Specifications

Height: 1500 - 30000 mm

Depth: 800 / 900 / 1050 / 1100 mm

Beam width: 1000 - 5000 mm

Shelf type: Steel panels, mesh deck or timber deck

Finish: Pre-galv uprights,
pre-galv or painted beams

Max load (per bay): 30000 kg

Max load (per level): 5000 kg (UDL)

Pallet racking is the most effective method of storing pallets, but understanding what type of structure is needed can sometimes be confusing. Here are some of the most common methods of pallet racking storage.

	High floor utilisation	High volume utilisation	Easy to adjust and adapt	Good for individual pallet access	Good for handling mixed articles
Standard Aisle Pallet Racking			●	●	●
Narrow Aisle			●	●	●
Drive-In	●	●			
Pallet Shuttle System	●	●			
Pallet Flow	●	●			
Push-Back	●	●			●
Mobile Pallet Racking	●	●	●	●	●

Pallet Racking Accessories

With the right accessories you can tailor pallet racks to your specific needs and desires. Below is a selection of the accessories we offer.





Pull-out Units

Our pallet Pull-out Units let your teams move pallets back and forth like drawers, even with a full load up to 1000 kg. With such efficient storage, they can free up the excessive clearance distance needed above pallets.

The pallet Pull-out unit saves both time and space to ensure an efficient working environment and ergonomic picking. By installing pull-out units in your pallet racking, the number of pallet and picking locations can be increased, while still taking up the same space as before.

What's more, shorter operation distances allow for faster and more efficient picking, while at the same time freeing up valuable floor space.



Contact us to find out about the Pull-out Unit models we offer, including beam mounted, upright supported, floor fixed and electric models.

Watch the Pull-out Unit video



Drive-in

If you're storing large quantities of similar or identical goods, P90 Drive-in Pallet Racking can free-up as much as 90% of existing floor space, compared to conventional pallet storage.

P90 Drive-in Pallet Racking creates efficiencies by reducing aisle loading and unloading times, yet allowing greater access compared to block-stacking. Positioning pallets on front-to-back rails allows rows to be stacked next to each other safely and efficiently; crucial for items regarded as fragile or unstable.

Why Drive-in?

- » **High density, high storage volume**
- » **Limited stock rotation - ideal for seasonal goods and chilled storage**



Pallet Flow

Pallet Flow Racking, or 'Pallet Live Storage' is ideal if you operate a First-in, First-out (FIFO) goods storage setup. With this system you can use up to 60% less space than if you were to use conventional pallet racking.

Our Pallet Flow system offers a dynamic storage solution with integrated conveyor modules to suit most pallet types and sizes. It's well-suited for the drinks industry or as a buffer storage facility in manufacturing.

Why Pallet Flow?

- » **Bulk / high density storage**
- » **More efficient alternative to block stack**
- » **Ideal for logistics flow in a warehouse or production facility**





Pallet Shuttle System

The Pallet Shuttle system is a semi-automated, high-density storage solution for the handling of goods inside channels similar to a drive-in or pallet-flow setup.

Cost-effective and time-saving, it removes the need for forklift trucks to enter the racks.

The Pallet Shuttle system works either as First in, First out (FIFO) or as Last in, First out (LIFO) for operations with a reduced number of product lines stored in high quantities.



Why Pallet Shuttle System?

- » Offers more effective, high-density storage
- » Reduces the number of forklift trucks needed
- » Long term storage of goods
- » Potential first step to a fully automated solution



Mobile Pallet Racking

Mobile Pallet Racking (MOVO) is a dynamic solution providing up to double the storage capacity in the same area, of conventional pallet racking.

The electronically controlled high-load racking system runs on in-ground rails. While state-of-the-art sensor technology and variable control options ensure ease of operation and absolute safety.

Why Mobile Pallet Racking?

- » Ultra high density storage
- » You need to increase your storage, but can't expand your warehouse
- » It's great for the food industry, can be used in ambient or cold store
- » 100% Pallet accessibility



Specifications

Height: up to 15 m
Trolley length: up to 90 m
Bay width: up to 4.5 m
Operating temperatures: -30°C to +40°C
Speed: up to 4.2 m/min

Max trolley load: 30 tonnes
Max bay load: 30 tonnes
Max shelf load: 6 tonnes



MOVO vs Conventional Pallet Racking

Conventional Pallet Racking



- » **Total area:** 625 m²
- » **No. pallet places:** 1152
- » **Floor space used:** 74 %

MOVO - increased capacity



- » **Total area:** 625 m²
- » **No. pallet places:** 2304
- » **Floor space used:** 74 %

MOVO - space saving




- » **Total area:** 625 m²
- » **No. pallet places:** 1152
- » **Floor space used:** 46 %



Carton Flow

The Carton Flow Picking Unit system is a fast and flexible solution for you to transport components to assembly stations without interruption. You can also easily adjust the shelves and wheels to ensure efficient movement of various sized packages.

The Carton Flow Picking Unit system is flexible enough to allow for changing and evolving warehouse layouts, thanks to the fact that it can be built as a stationary unit, or supplied with lockable wheels.



Why Carton Flow?

- » Great for line side production
- » Reduces travel distances and picking times

Solutions for cold stores

So you want to maximise your cold and frozen goods storage warehouse efficiency whilst minimising its footprint and maintaining the right temperature?

Is product safety, sustainability and energy efficiency key to you?

Our high-density storage solutions allow you to:

Increase storage capacity • Save space • Cut costs • Operate down to -30°

Mobile pallet racking can save 40% floor space, increasing storage capacity by 80%.

With our **drive-in racking**, you can store large quantities and save up to 90% space.

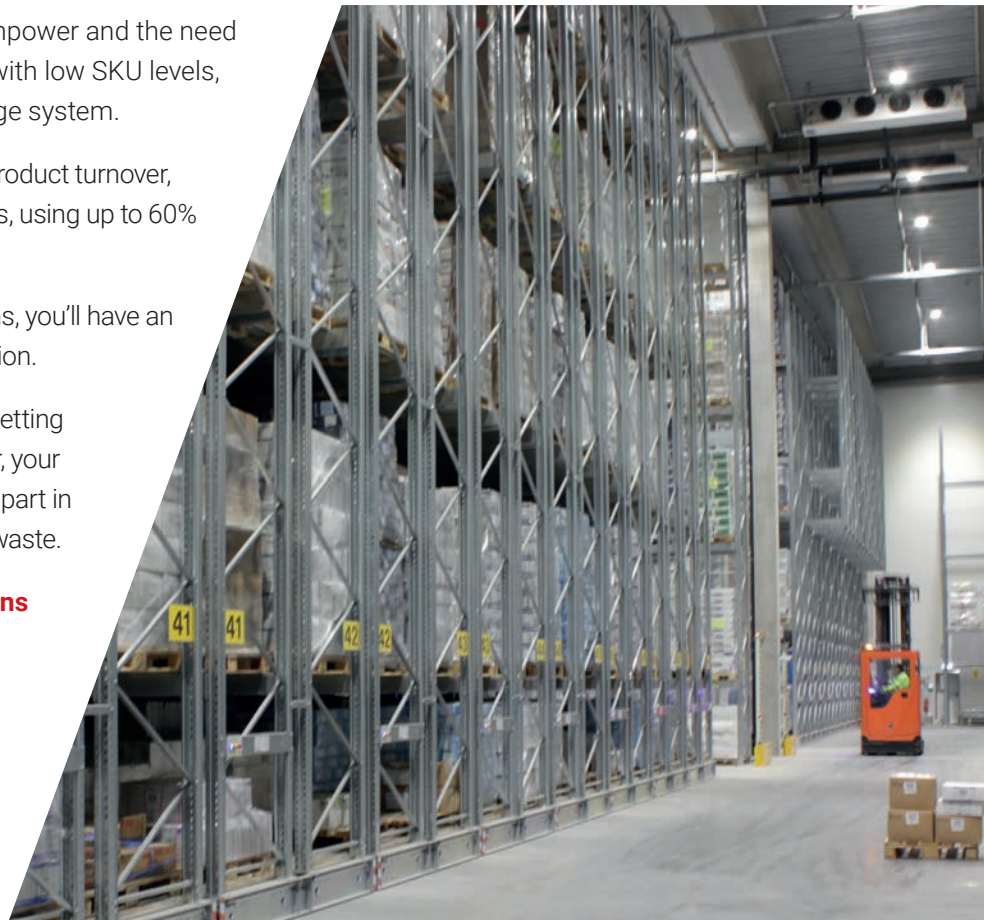
Our **pallet shuttle system** reduces manpower and the need for forklifts – perfect for warehousing with low SKU levels, needing an efficient yet compact storage system.

For cold storage warehouses with high product turnover, **pallet flow** solutions allow for fast access, using up to 60% less flow space.

With the help of our cold storage solutions, you'll have an efficient, sustainable cold storage operation.

And with the cold chain so essential for getting goods safely from producer to consumer, your efficient operation will help you play your part in combating climate change and tackling waste.

Contact us to find out how our solutions could benefit you!







Cantilever

Designed to meet nothing less than your precise requirements, our cantilevers are exceedingly versatile whatever your work environment, and with no front uprights, all levels are available to forklifts. They are specially designed to store various length items – steel bars, pipes, tubes, furniture, packs of timber; as well as boards, metal sheets, crates and boxes, or white goods.

Additional arms, uprights and braces can be added as storage requirements change, while single and double-sided configurations provide maximum storage capacity – be it on a single central column, or fitting tightly against a wall.

Why Cantilever?

- » Perfect for storing steel bars, piping, tubes or timber
- » Maximises horizontal space
- » Fully modular, with extra sections available as you need them
- » There are various arm lengths available



Specifications

Height: up to 12 m

Arm length: up to 2 m

Bay width: up to 5 m


All our Cantilever systems are totally bespoke systems, designed to order. Please contact us for order enquiries and to find out more about cantilever!

Dexion Legacy Products

Dexion Slotted Angle


The Dexion Slotted Angle construction system has been around for over 75 years. It is the original slotted angle product - and is still the best.

Whether it is used to build specialist shelving, racks, trolleys, benches, mounting jigs, suspension systems, security caging or support frameworks, it gets the right angle on every job.



Dexion Speedframe

The Dexion Speedframe construction system allows you to design & build your own frameworks. The tube can be simply cut to length, inserts tapped in and the joints (the connecting pieces) put together; add a few accessories and the framework can become whatever you require: a bench or desk frame, a trolley, a variety of display stands and more.



Speedlock Mk3

Speedlock Mk3 uprights & beams are manufactured using high quality steel. The uprights are pre-galvanised and the beams are powder coated.

Today's components are manufactured to the same specifications and high quality as the original Dexion Speedlock Mk3 racking.



**All common sizes typically
available from stock**
Extensive range of accessories

**Available for repair work and
extensions to existing Mk3
installations**

Automation

We offer the most convenient high density, high throughput AS/RS (Automated Storage & Retrieval Systems) solution for your warehouse, whether storing pallets or boxes.

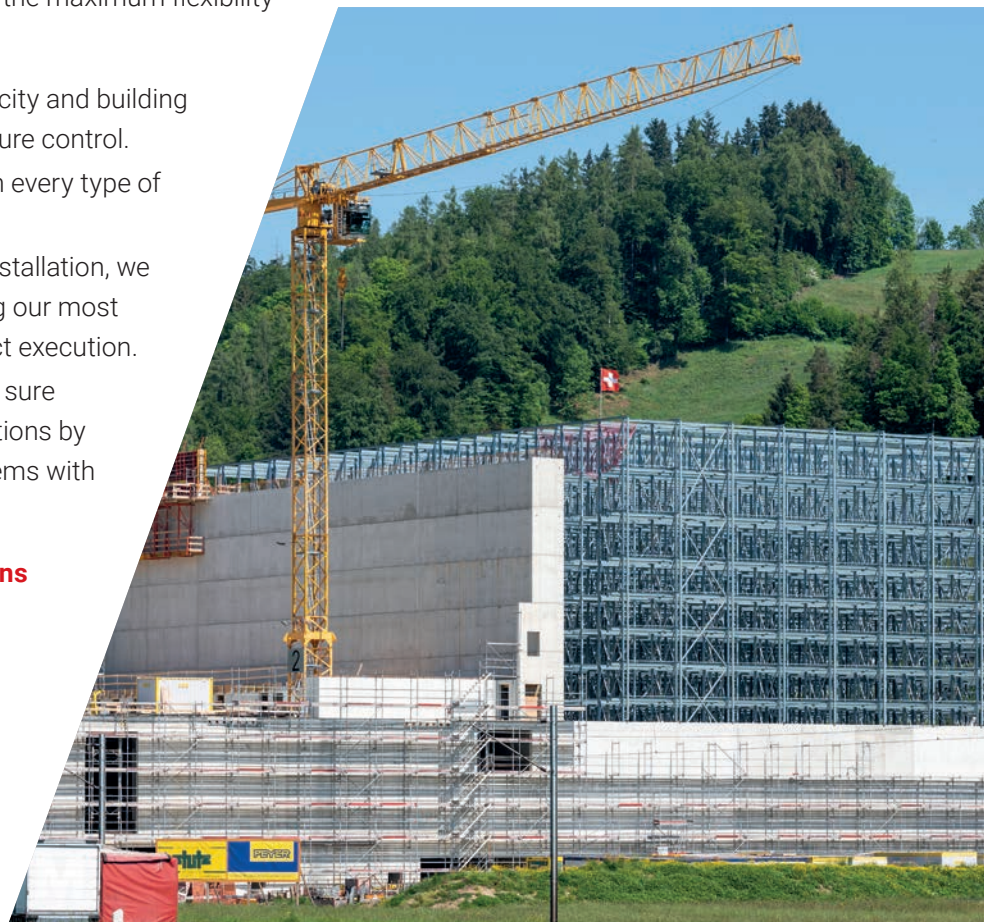
Irrespective of the business size - small, medium or multinational companies - do not miss the chance to maximize competitiveness in the upcoming digital era by taking advantage of automation:

- » Obtain optimal use of floor space – get the most out of storage volume
- » Increase availability of goods
- » Decrease storage and picking error rates to the minimum
- » Minimize throughput times

Dexion is the perfect partner for our system integrators, thanks to a smooth and effective project management and execution. In addition, our racking and shelving offer the maximum flexibility to ensure perfect delivery:

- » Complete flexibility, from load capacity and building height, to cycle times and temperature control.
- » Ideal to handle pallets or boxes with every type of crane / shuttle.
- » From design to manufacture and installation, we provide in-house support, allocating our most experienced resources in the project execution.
- » Our engineering team always make sure that our systems meet the expectations by providing safe and full reliable systems with European standards.

Contact us to find out how our solutions could benefit you!







Vertical Lift Machines

Our automatic storage systems can save you up to 70% on existing floor space, reduce picking errors by up to 70% and decrease picking time by more than 60%.

Computer-controlled, the storage machines easily integrate with your existing warehouse management system, but also operate effectively as a standalone solution.

Get the best performance possible when paired with our dedicated warehouse management system TCPlus. From simple inventory control to complex batch-picking systems that can contain multiple storage machines, TCPlus is the perfect choice.

Watch the video



Specifications

Volts: 400V 16A

Width: 2500 mm - 4250 mm

Height: 4000 mm - 15000 mm

Depth: 2100 mm - 4200 mm

Tray load: 300 / 400 / 500 kg

Please contact us for order enquiries and to find out more about the extensive range of safety features and accessories available!



(Flamezero)
Fire tested and approved

(CO2 zero)
carbon zero manufacture

(bioshell)
anti-bacterial coating

Lockers

Warehouse safety is important, but so is protecting your staffs' belongings.

We offer a range of lockers in 3 different body colours; with 8 different door colours to choose from, which are also anti-bacterial coated.

With 12 different lock types, integrated charging and anti-theft clear door options to choose from, you get the right lockers for your business.



Body colours

pure slate grey
RAL 7031



pure pearl silver
RAL 9006



pure arctic white
RAL 9016



Door colours

pure slate grey
RAL 7031



pure pearl silver
RAL 9006



pure arctic white
RAL 9016



pure flame red
RAL 3020



pure magma
RAL 2003



pure lemon yellow
RAL 1018



pure forest green
RAL 6018



pure cobalt blue
RAL 5012



Contact us to find out more!





Service and Maintenance

Guaranteeing ongoing safe operations means accepting your legal responsibility to ensure your storage products are regularly inspected and maintained. Our experienced teams are here to help.

Our expert teams of skilled service & maintenance inspectors can be by your side; carrying out any remedial work required and providing ongoing servicing and support of all our products within your facility.

You want to make sure your business is always operating at its safest and most efficient. We provide this assurance by:

- » Offering a maintenance or service contract to your specific requirements
- » Carrying out maintenance in line with your service plan
- » Using certified service technicians
- » Conducting systematic follow-ups of inspections and repairs
- » Upgrading existing facilities with repairs or new technology
- » Monitoring and following-up existing legislation, regulations & norms
- » Training your staff in the use of our equipment



Contact us to find out more!

Rack Inspection

Dexion racking is manufactured to the highest quality and is designed to give you years of use. But racking can get damaged or misaligned, making it a danger to both your staff and your business.

The constant loading and unloading of pallets can compromise the strength, stability and integrity of any storage system which is why they need to be inspected regularly for signs of wear and tear.

Inspections can:

- » Prevent damage to people or goods
- » Extend the lifespan of the facilities
- » Minimise future repair costs by discovering risks early
- » Offer a speedy repair service

Failure to comply can cause serious personal injury and even death of operatives, reduced productivity and lead to:

- » Expensive and disruptive legal proceedings
- » Higher insurance premiums
- » Damage to reputation



Contact us to find out about our SARI rack inspections!



Contract Support

Dexion provides comprehensive contract support for your complete project. Our experienced team will work alongside you guiding you through all aspects; from initial concept & design, through to, installation, maintenance, and troubleshooting of racking/shelving & automation systems.

Dexion offers continuous assistance and service to our customers to address, resolve, and optimize issues related to our automation systems.

Support is tailored to your individual requirements and the operational needs of your business. Contract support can vary from a single annual maintenance visit to engineering assistance being available 24 hours a day, 7 days a week, throughout the contract period.

Services available:


- » Planned maintenance & servicing
- » Remote technical assistance
- » On site support
- » Troubleshooting & fault finding
- » Proactive monitoring and alerts
- » Software updates
- » Performance optimisation
- » Emergency response 24/7
- » Spare stock holdings
- » Repairs & damage remedials
- » Reporting and documentation
- » Preventative maintenance

Impex Shelving



Configurations

- Single Tier
- Heavy Duty
- Mobile Shelving
- 2-Tier



Accessories

- Side Cladding
- Back Cladding
- Dividers
- Maxi Bins
- Garment Hanging Rail Kits
- Tubular Tyre Racking Kits

Impex Shelving



Impex is the original bolt-free shelving system. Durable and robust, it can be used as straightforward shelving, through to complex multi-tier or high-rise picking installations. Impex has been used across all shelving applications for many years.



Technical

Shelf load capacity: Up to 200kg UDL
Bay heights (mm): 2134, 2438, 3048
Shelf widths (mm): 914, 991, 1220
Shelf depths (mm): 305, 381, 457, 610
Additional shelf depths (mm): 762, 914 (on request)
Medium span beams & beam ties (mm): 1828, 1981

Please contact us for order enquiries and to find out more



Workbench

- » Complete with 15mm chipboard worktop & bottom shelf on the 915mm or 1220mm wide benches & 18mm chipboard worktop & bottom shelf on the 1830mm or 2440mm wide benches



COLOUR OPTIONS
 Blue & Grey
 Blue & Orange
 specify when ordering

upto
600kg
 evenly distributed



**Takes less than
 10 minutes to build**

Overall Size H x W x D mm	Model	Price
915 x 915 x 762	RRWB/09/09/07	€354.70
915 x 915 x 915	RRWB/09/09/09	€384.24
915 x 1220 x 762	RRWB/09/12/07	€398.22
915 x 1220 x 915	RRWB/09/12/09	€433.04
915 x 1830 x 762	RRWB/09/18/07	€488.61
915 x 1830 x 915	RRWB/09/18/09	€531.21
915 x 2440 x 762	RRWB/09/24/07	€583.63
915 x 2440 x 915	RRWB/09/24/09	€637.16

T-Bar Workstations

- » Complete with 15mm chipboard worktop & bottom shelf on the 915mm or 1220mm wide benches & 18mm chipboard worktop & bottom shelf on the 1830mm or 2440mm wide benches. Benches also include a strengthening T-Bar underneath the worktop, with 2 upper storage shelves which are 305mm deep



COLOUR OPTIONS
 Blue & Grey
 Blue & Orange
 specify when ordering



Overall Size H x W x D mm	Model	Price
1830 x 915 x 915	RRWST/18/09/09/03	€465.83
1830 x 1220 x 915	RRWST/18/12/09/03	€511.58
1830 x 1830 x 915	RRWST/18/18/09/03	€653.92
1830 x 2440 x 915	RRWST/18/24/09/03	€761.25



Rivet Archive Racking

- » Complete with archive boxes
- » 500kg UDL load per shelf
- » Decked with 18mm high density chipboard

Quick & easy to assemble

COLOUR OPTIONS
 Blue & Grey
 Blue & Orange
 specify when ordering




Overall Size H x W x D mm	Shelf Levels	Box Qty	Model	Price
Single Box Deep - 457mm				
1830 x 1830 x 457	3	30	RRAK18/30	€647.62
2440 x 1830 x 457	4	40	RRAK18/40	€862.01
3050 x 1830 x 457	5	50	RRAK18/50	€1077.89
Double Box Deep - 915mm				
1830 x 1830 x 915	3	60	RRAK18/60	€1052.42
2440 x 1830 x 915	4	80	RRAK18/80	€1401.74
3050 x 1830 x 915	5	100	RRAK18/100	€1752.55

Kwikrack Shelving

- » Offers robust, effective storage for any application
- » The unique 6 fold channel beam offers high shelf capacities with a shelf height of only 54mm
- » No nuts & bolts required - the system simply taps together with the use of a mallet
- » Complete with 5 chipboard shelves
- » Total bay load: up to 1500kg U.D.L.

Rubber Mallet

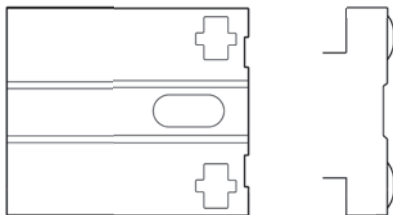


Model	Price
MALLET	€9.26



Takes less than 5 minutes to build

Beam Profile



For Taller Bays add price

Extra Height	Model	Price
Bays to 2500mm	KWB/25/-/-/5/BGV	€22.60

Size W x D mm	Shelf Load kg	2000H mm		Extra Shelf	
		Model	Price	Model	Price
1000 x 300	300	KWB/20/10/03/5/BGV	€234.40	KWS/10/03/GV	€28.06
1000 x 450	300	KWB/20/10/04/5/BGV	€280.24	KWS/10/04/GV	€37.23
1000 x 600	300	KWB/20/10/06/5/BGV	€318.21	KWS/10/06/GV	€44.82
1200 x 300	250	KWB/20/12/03/5/BGV	€263.57	KWS/12/03/GV	€33.90
1200 x 450	250	KWB/20/12/04/5/BGV	€306.63	KWS/12/04/GV	€42.51
1200 x 600	250	KWB/20/12/06/5/BGV	€349.23	KWS/12/06/GV	€51.03
1500 x 300	200	KWB/20/15/03/5/BGV	€314.04	KWS/15/03/GV	€43.99
1500 x 450	200	KWB/20/15/04/5/BGV	€374.24	KWS/15/04/GV	€56.03
1500 x 600	200	KWB/20/15/06/5/BGV	€427.49	KWS/15/06/GV	€66.68

Anti-Collapse System



TUV Certified pendulum test method

Trox anti-collapse system is tested and approved by TÜV Rheinland to withstand an impact of 2,500 Joules.



The Troax Anti-Collapse system is designed to prevent the risk of products falling from pallet racks, making warehouse storage safer and more efficient.


The system uses fully welded mesh panels with a durable steel frame, capable of absorbing impacts up to 2500 joules (roughly equivalent to a 160kg pendulum traveling at 20km/h), ensuring it can withstand significant force from accidents or mishandling. It is particularly suited for preventing spillage and creating a secure environment in logistics operations.

The Anti-collapse screen can be made from 700mm, 1,200mm and 1,500mm high panels by 1,100mm and 2,200mm wide.



Speed Bolt

The Speedbolt is specifically designed for the Anti-Collapse system, offering a fast and secure assembly solution. This innovative fastener can be mounted from the front, eliminating the need to reach behind the pallet rack uprights.




Uni-bracket

The Uni-Bracket is a versatile mounting solution, offering four positioning options. Its unique locking method keeps panels securely in place, while the cut-out design allows easy removal of pallet racking beams near the bracket. The system supports logical assembly from the bottom up, making installation more efficient.



Warehouse Partitioning




To complete your warehouse partitioning solution, Troax offers a wide range of panel options and locking systems to suit different operational needs. Whether you're looking to enhance security, improve workflow, or create specialised zones within your facility, our modular partitions can be customised and configured in a variety of ways. Choose from durable locking mechanisms to secure restricted areas, ensuring the highest levels of safety and access control.

Mesh Shelves



(UR350 & UX450)
50x50 mm mesh panels are an ideal solution for providing a safe working environment that allows natural light and ventilation.



(UR325)
25x25 mm mesh panels are adapted for applications that require a high level of safety, such as storing aerosols, or hazardous or high-value goods.




(UR300)
100x50 mm mesh panels are a lighter alternative to 50x50 mm, but still a perfect solution for providing a safe working environment.




(URSP)
Full steel modular panels are ideal for creating storage areas for storing goods out of sight. They are made from profiled steel sheet and available in a number of different standard widths.

Locks for Doors



PANIC BAR
For emergency evacuation. Available as a hinged door, fitted with euro profile cylinder. The Troax Panic Bar meets the requirements of norm EN1125.



ABLOY EL460
A kit with the electrical lock ABLOY EL460 is combined with split function for emergency exit from the inside.



KNOB AND HANDLE
When it shall be possible to open the door from the inside with only the handle and necessary to use a key from the outside.



ASSA CYLINDER
A frequently used door, which can be used both locked with a key or unlocked with just the handles.



EURO CYLINDER
A frequently used door, which can be used both locked with a key or unlocked with just the handles.



ELECTRIC STRIKE
When an electric keyless control is needed. For example together with a tag/code/ card system.



PADLOCK
For less frequent access.

Partitions



Bastion - Single Skin Partitions

Bastion is a heavy-duty, angle-framed industrial partitioning system designed for manufacturing and industrial settings.

Its robust construction provides a versatile solution for a wide range of working environments, with options that include, but are not limited to: full steel, mesh, and glazed panels.

Durable and reliable, Bastion is the ideal choice for high-security areas.

Sigma - Single Skin Partitions

Sigma offers a demountable and relocatable medium-duty partitioning solution, perfect for facilities that require a balance of durability and high-quality appearance.

Its lightweight yet sturdy design allows for easy assembly and disassembly, making it ideal for environments where adaptability is key, such as offices, production areas, and storage facilities.

Ideal for applications where a clean, professional look is as important as functional separation.





Price on application
Ask about our installation service



Titan - Double Skin Partitions



Troax Titan Clean Room Partition is a high-quality double-skin steel system designed specifically for cleanroom and office applications where appearance and performance are crucial.

Built to meet ISO 14644-1 class 5 cleanroom standards when combined with the correct HVAC system, it offers seamless double glazing and can be supplied with integrated blinds.

Titan is available in standard and non-standard RAL powder-coated finishes, and can also be supplied with an anti-static, electro-dissipative or antimicrobial powder finish.



**Price on application
Ask about our installation service**

Elan - Double Skin Partitions



The Elan system is perfect for a wide range of industrial environments and warehouse facilities, offering an excellent solution for offices, production areas, and machine enclosures.

- » Standard RAL colours: 9010, 9016, 7037, BS00A05, 5010 & 9005
- » Non-standard colours on request
- » Acoustic & thermal properties
- » Fire rated options available
- » Integrated blinds available



Price on application
Ask about our installation service

Retractable & Curtain Sided Buildings





Turnkey solutions on all our structures



Industrial Buildings



Industrial Mesh Partitions



[Ask about our installation service](#)

Troax Warehouse Partitioning is a flexible, modular mesh panel system, ideal for dividing factory and warehouse spaces, creating secure storage areas, and sectioning off individual zones or stores.

Each panel is built with strong, durable steel frames, ensuring long-lasting performance. We also provide a range of posts and fixings, allowing secure attachment of the panels to both floors and ceilings, offering flexible installation options.

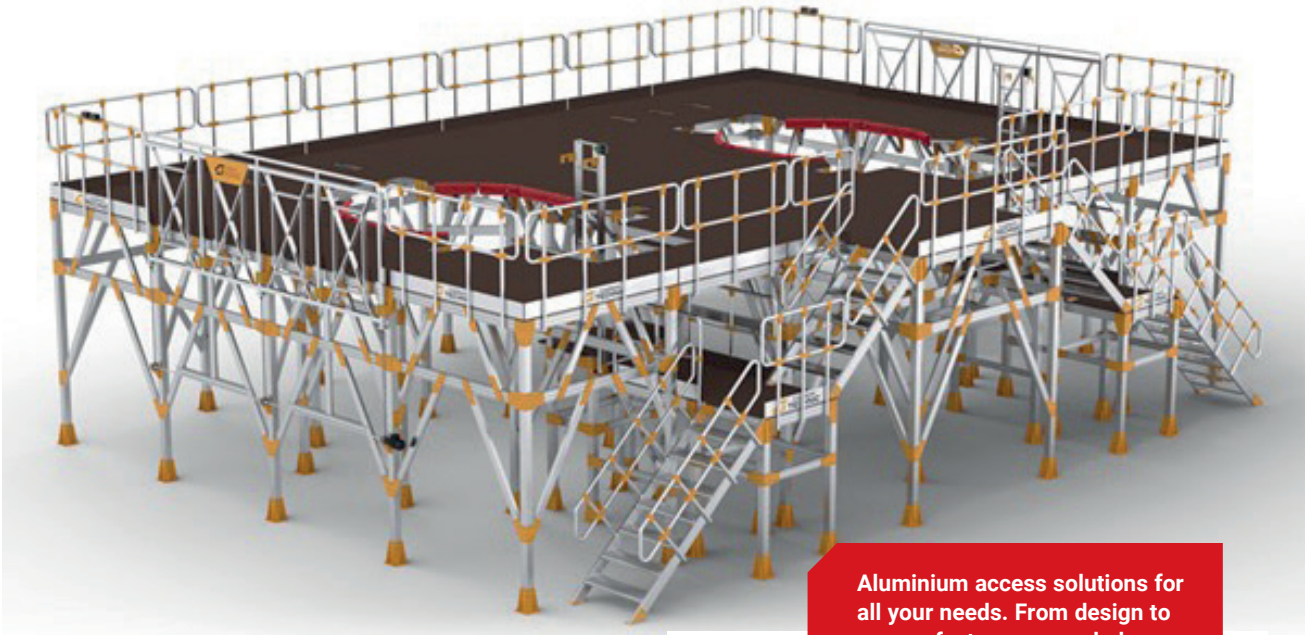
Warehouse partition is typically available in polyester powder-coated mild steel but can be supplied galvanized upon request.





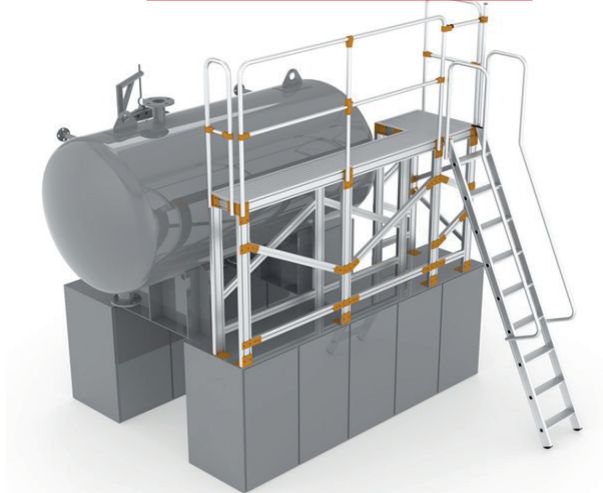
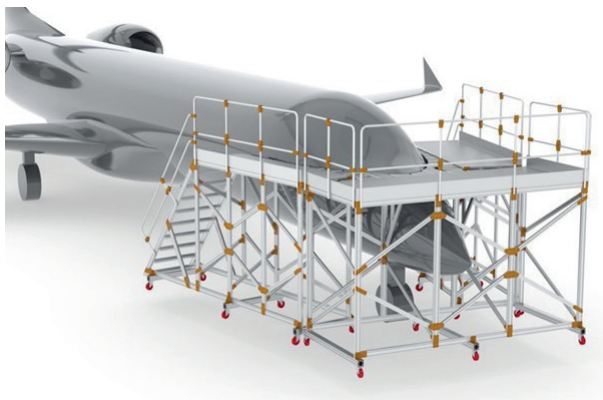
[Price on application](#)



Access Solutions



Aluminium access solutions for all your needs. From design to manufacture we can help



Access Solutions



See pages 452 to 477 for our standard Aluminium access ranges



Mezzanine Floors



If your storage requires a more bespoke solution, we can help. We can advise you on a wide range of systems which will help increase your storage efficiency.

After discussing your requirements with you, we will design, project manage & install your system, helping you implement the new facility with the minimum of disruption.

If you have a project brief to take forward or would like to arrange a site survey, just pick up the phone & talk to us.

A mezzanine floor is a quick & easy way of utilising the available height of a building, by doubling or even tripling the available floor space. Installed quickly & cost effectively, a mezzanine floor can prove to be a rational alternative to relocating your business or expanding your premises. Mezzanine Floors are typically designed as free-standing platforms & comprise cold rolled galvanised secondary floor beams bolted into the main universal beams, in turn supported by rolled hollow section steel columns. This structure is topped with a tough 38mm thick tongue & grooved particle board, although we can provide alternatives when required.

**Call us for more
details and see
how we can help**

Mezzanine Floors



Office Partitioning



A Partition Wall creates a dynamic, functional working environment. Demountable Partition Walls allow you to reconfigure the space as your business requirements evolve. Glass Partition Walls in an office environment create light, open spaces whilst maintaining privacy, security & control over sound, temperature & lighting needs of individual areas.

You may require a more open plan office or the opposite. Utilising the flexibility that Office Partitioning gives, you are able to create the space & / or individual working areas that you need. Having the option to increase privacy, sound reduction or add fire protection routes.

Whether it is a simple alteration or a complete office refurbishment it needn't be a daunting task. With our expertise, experience & skills in space planning we will endeavour to meet your requirements no matter how big or small the project may be.

- » Quick & easy installations - tailored to your individual requirements
- » Utilise space & create privacy where needed
- » Re-locatable – can be moved or extended to suit your future needs
- » Wide range of designs, finishes & accessories available
- » Fully glazed or partial glazed modules & doors
- » Fire resistance of up to 60mins
- » Sound reduction up to 50dB Rw
- » Integral colour co-ordinated blinds & other furnishings are available

